

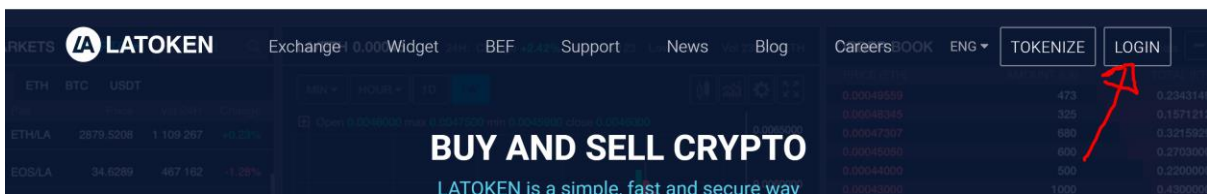


How to register and deposit with LA TOKEN

How to register

Go to WWW.LATOKEN.COM

1. Click Login.



2. Click register.

Then fill out all the information

The registration form is titled 'LATOKEN' and has a 'Sign in Register' toggle. It contains the following fields: 'Email', 'Password', and 'Confirm password'. Below these fields is a checkbox for 'I'm not a robot' with a CAPTCHA icon. A 'Register' button is at the bottom.

3. Accept terms and conditions


The screenshot shows the 'LATOKEN Privacy Policy' page. The title is 'LATOKEN LIQUID ASSETS PLATFORM'. Below the title, there is a 'General' section. Two red arrows point to the 'I agree' button at the bottom of the page.

Your account will now be open once you have verified your email account you will be able to deposit and trade.

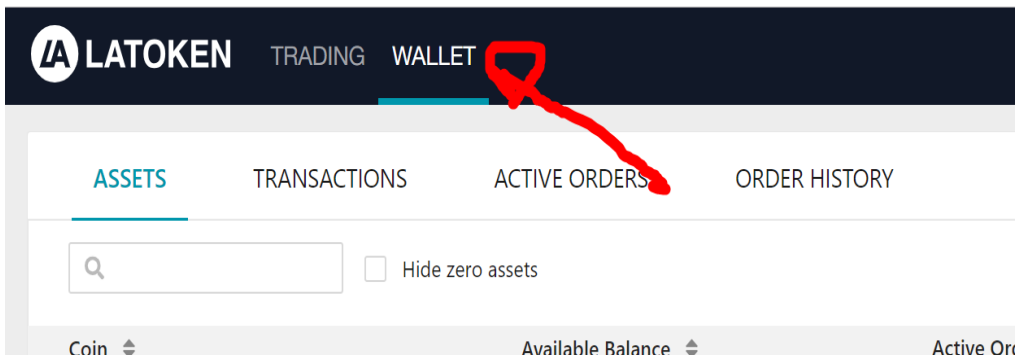


How to Deposit?

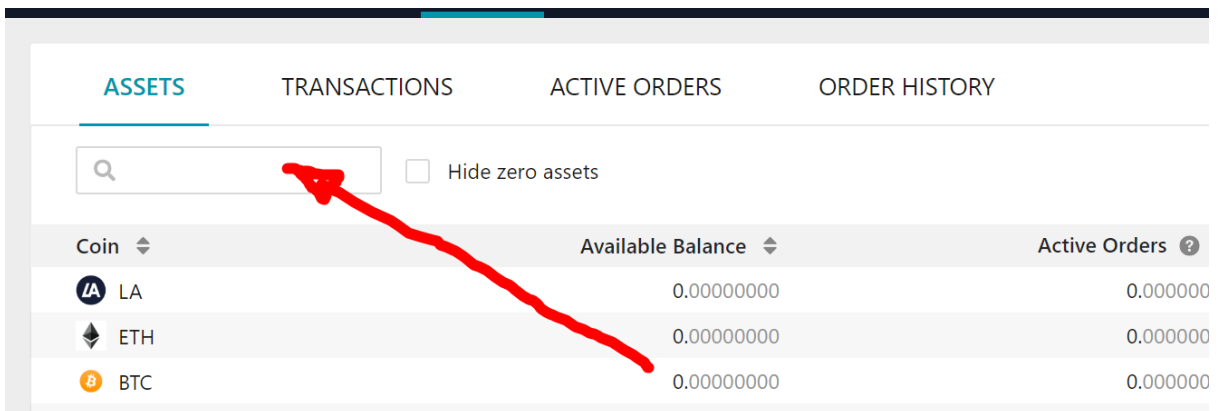
1. Login to your LA TOKEN account



2. Click WALLET

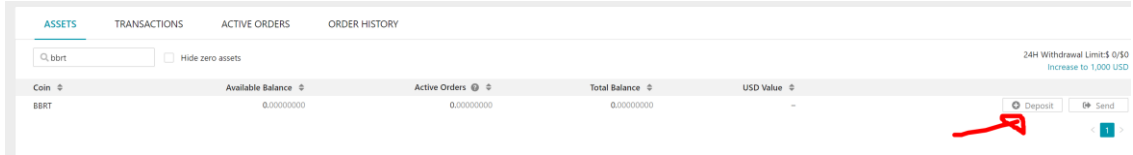


3. Find BBRT in the Digital Asset Search bar

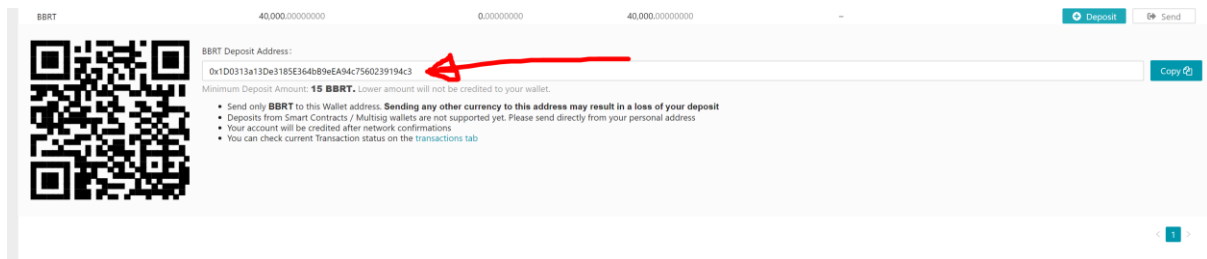




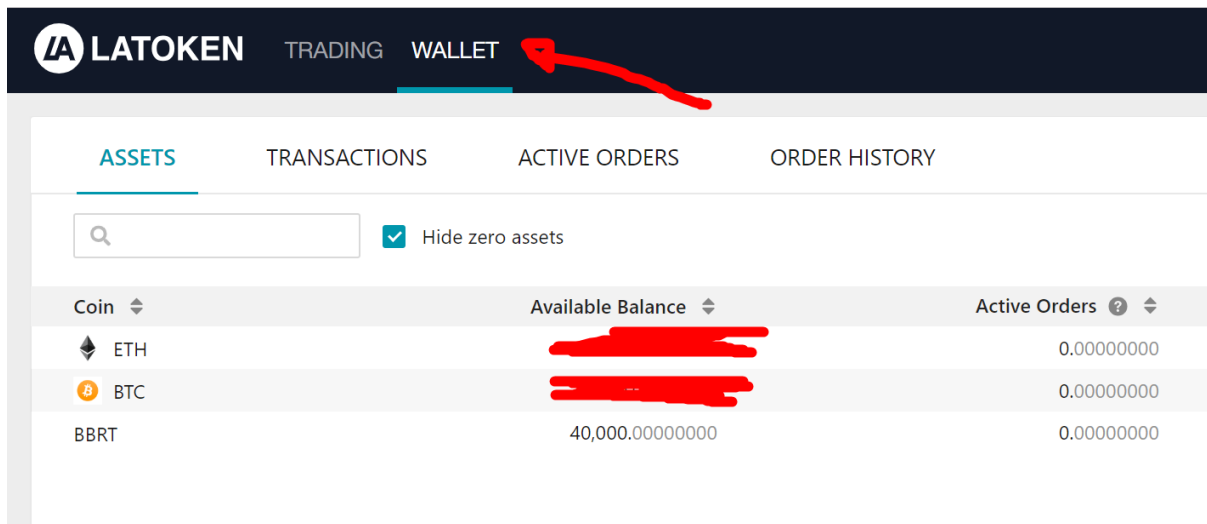
4. Once you have located bbtr click the deposit button



5. Copy the address and transfer the amount of token you wish to trade to this address from your wallet. We do not recommend having all your BBRT on the exchange just what you want to trade.



6. once you have sent your tokens they will show in your wallet at the wallet section.



Any questions get in touch with us or use the support on the La Token Exchange.

Happy Trading